

# Modulo II

## Spring-MVC

*Prof. Ismael H F Santos*

## Bibliografia

- **Spring in Action**
  - Craig Walls and Ryan Breidenbach
- **Professional Java Development with Spring**
  - Rod Johnson, Juergen Hoeller and Team

## Ementa

- Spring in the Web Tier
- Spring in the Middle Tier
- Spring-MVC

## WebApp



## Histórico Programação Web

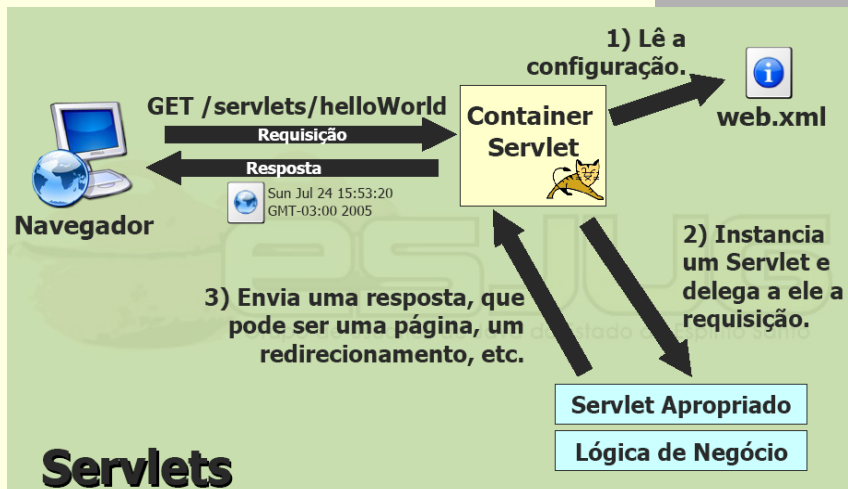
- 1995: lançamento oficial, no início eram as Applets;
- 1996: Java Servlets;
- 1997: Swing/JFC;
- 1999: JavaServer Pages (JSP);
- 1999: plataforma J2EE;
- 2004: JavaServer Faces;
- 2005: Java completa 10 anos – de ponta a ponta;
- 2006: Java EE 5.

April 05

Prof. Ismael H. F. Santos - ismael@tecgraf.puc-rio.br

5

## Histórico Programação Web



April 05

Prof. Ismael H. F. Santos - ismael@tecgraf.puc-rio.br

6

## Container Web – Java

- Container = gerenciador de objetos com ciclo de vida específico;
- Tem parte das funcionalidades de um Servidor de Aplicações J2EE;
  - Ex.: Tomcat, Jetty, Resin, WebLogic, Oracle AS, WebSphere, JBoss, etc.
- JSR 53 = Servlet 2.3 e JSP 1.2;
- JSR 152 = JSP 2.0;
- JSR 154 = Servlet 2.4;
- JSR 245 = JSP 2.1;
- JSR 315 = Servlet 3.0;
  - Os containers implementam as especificações.

April 05

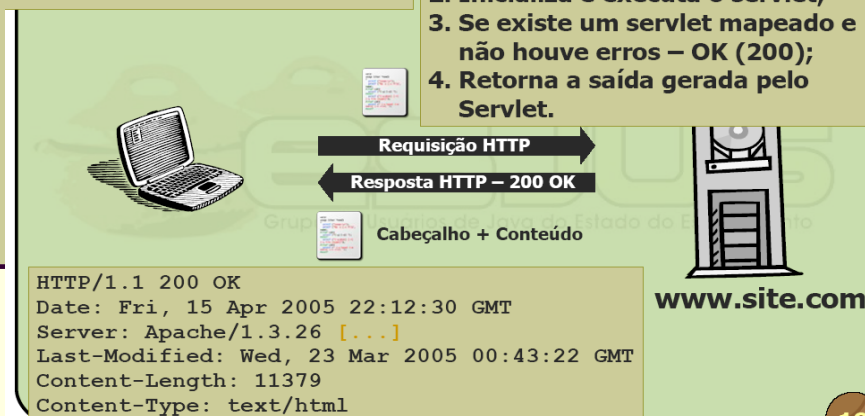
Prof. Ismael H. F. Santos - ismael@tecgraf.puc-rio.br

7

## Servlet Container

```
GET /servlets/cadCli HTTP/1.0
Host: www.site.com
[...]
```

1. Verifica nas configurações se há um servlet para /servlets/cadCli;
2. Inicializa e executa o servlet;
3. Se existe um servlet mapeado e não houve erros – OK (200);
4. Retorna a saída gerada pelo Servlet.

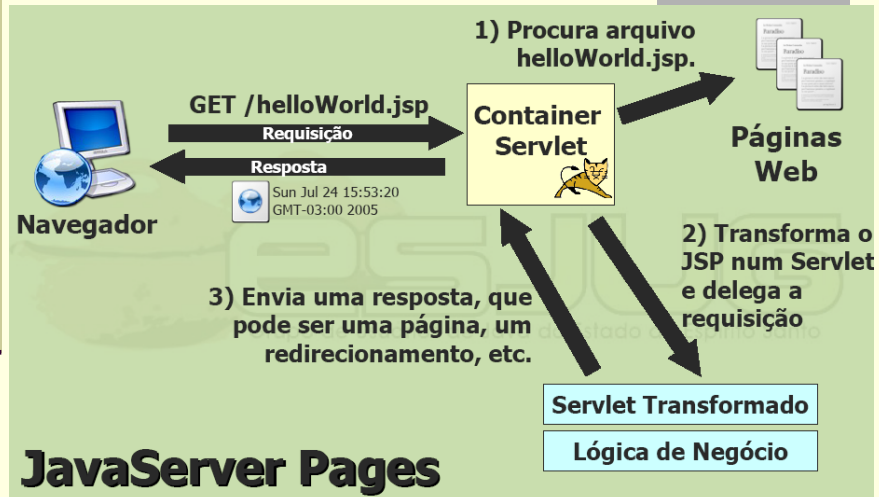


April 05

Prof. Ismael H. F. Santos - ismael@tecgraf.puc-rio.br

8

# Java Server Pages



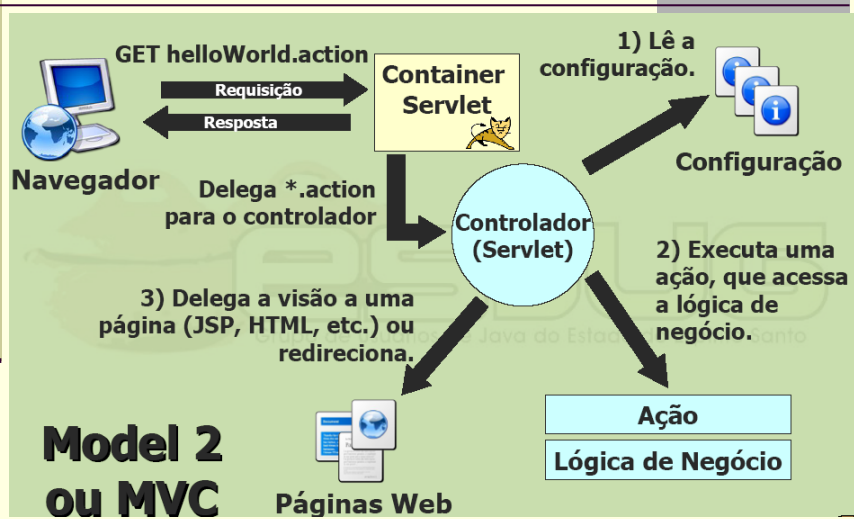
## JavaServer Pages

April 05

Prof. Ismael H. F. Santos - ismael@tecgraf.puc-rio.br

9

# Servlet Controller



## Model 2 ou MVC

April 05

Prof. Ismael H. F. Santos - ismael@tecgraf.puc-rio.br

10

## “Separation of concerns”

- **Páginas Web** (JSP, HTML, etc.) cuidam da parte visual;
- **Servlet** central faz o controle mediante configuração;
- **Ações** manipulam classes de lógica de negócio (modelo).

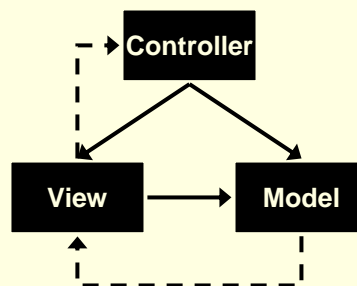
April 05

Prof. Ismael H. F. Santos - ismael@tecgraf.puc-rio.br

11

## Model-View-Controller (MVC) Design Pattern

- **MVC**
  - Clearly separates business, navigation and presentation logic. It's a proven mechanism for building a thin, clean web-tier
- **Model**
  - The domain-specific representation of the information on which the application operates.
- **View**
  - Renders the model into a form suitable for interaction, typically a user interface element.
- **Controller**
  - Processes and responds to events, typically user actions, and may invoke changes on the model.



Note: the solid lines indicate a direct association, and the dashed line indicate an indirect association

<http://en.wikipedia.org/wiki/Model-view-controller>

April 05

Prof. Ismael H. F. Santos - ismael@tecgraf.puc-rio.br

12

# Model-View-Controller (MVC)

## Design Pattern

### ■ O que é o MVC

- padrão projeto para o desenvolvimento de aplicações,
- A implementação de aplicações usando este padrão são feitas com recurso a frameworks, apesar de não ser obrigatória a utilização de uma para seguir o padrão.

### ■ Objetivo do MVC

- Isolar mudanças na GUI, evitando que estas mudanças acarretem em mudanças na Camada de Negicos da Aplcação (Application's Domain Logic)

### ■ Vantagens

- Facilita a manutenção
  - Changes to business logic are less likely to break the presentation logic & vice-versa
- Facilita o desenvolvimento por times multi-disciplinares:
  - desenvolvedores – creating robust business code
  - designers – building usable and engaging UIs

April 05

Prof. Ismael H. F. Santos - ismael@tecgraf.puc-rio.br

13

# Model-View-Controller (MVC)

## Design Pattern

### ■ Camadas e respectivas funções

#### ■ Model:

- Define as regras de acesso e manipulação dos dados
- Armazenados em bases de dados ou ficheiros, mas nada indica que sirva só para alojamento persistente dos dados.
- Pode ser usado para dados em memória volátil, p.e.: memória RAM, apesar não se verificar tal utilização com muita frequência. Todas as regras relacionadas com tratamento, obtenção e validação dos dados devem ser implementados nesta camada.

#### ■ View:

- Responsável por gerar a forma como a resposta será apresentada, página web, formulário, relatório, etc...

#### ■ Controller:

- Responsável por responder aos pedidos por parte do utilizador. Sempre que um utilizador faz um pedido ao servidor esta camada é a primeira a ser executada.

April 05

Prof. Ismael H. F. Santos - ismael@tecgraf.puc-rio.br

14

## Front Controller (Servlet Controller)

- Dispatcher Servlet - “Front Controller” implementation
  - A single **Front Controller** servlet that dispatches requests to individual Controllers
  - Request routing is completely controlled by the **Front Controller**
- A lógica do **MVC** é altamente generalizável;
- Podemos listar mais de 50 frameworks diferentes: Cocoon, Action Framework, Maverick, MyFaces, ....., SpringMVC, Struts, Tapestry, WebWork, PHP, RubyOn Raetc

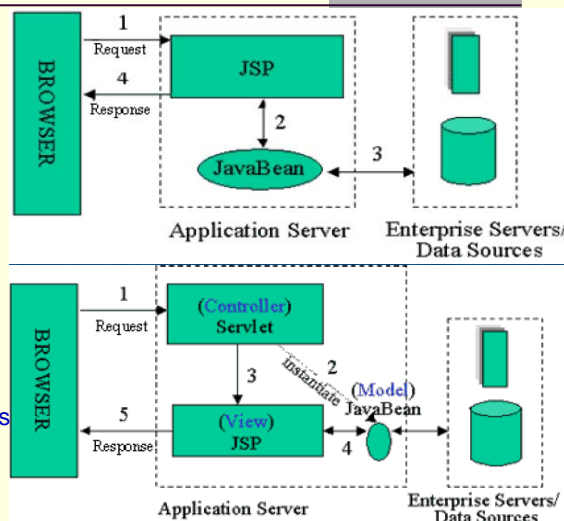
April 05

Prof. Ismael H. F. Santos - ismael@tecgraf.puc-rio.br

15

## Especificações do J2EE - Arquiteturas de aplicação Web

- **Model 1**
  - Recomendado para projetos pequenos.
  - E/S: Java Server Pages
  - Lógica de negócio: Java Beans e EJBs
- **Model 2**
  - Recomendada para projetos médios e grandes.
  - Variação do padrão MVC
  - **Controller:** Servlets
  - **Model:** JavaBeans e EJBs
  - **View:** Java Server Pages



April 05

Prof. Ismael H. F. Santos - ismael@tecgraf.puc-rio.br

16



## Futuro: WebBeans – JBoss Seam


- JSR 299 – Web Beans;
- Unificação dos modelos EJB 3 e JSF 2;
  - EJB 3 traz idéias bem-sucedidas: ORM, DI, etc., porém a integração com JSF ainda é trabalhosa e tediosa.
- Web Beans unifica os modelos de componentes; JBoss Seam. O criador do Seam é Spec Lead do Web Beans.
  - Integração JSF – EJB3 (modelo de componentes unificado);
  - AJAX e jBPM integrados;
  - Gerenciamento de estado declarativo;
  - Bijection, Conversation e Workspaces;
  - Utilização de POJOs com anotações;
  - Testabilidade;
  - I18n, autenticação, depuração, URLs RESTful,
  - seam-gen, eventos, interceptadores, etc.

April 05

Prof. Ismael H. F. Santos - ismael@tecgraf.puc-rio.br

17

## WebApp



April 05

Prof. Ismael H. F. Santos - ismael@tecgraf.puc-rio.br

18

# Spring MVC

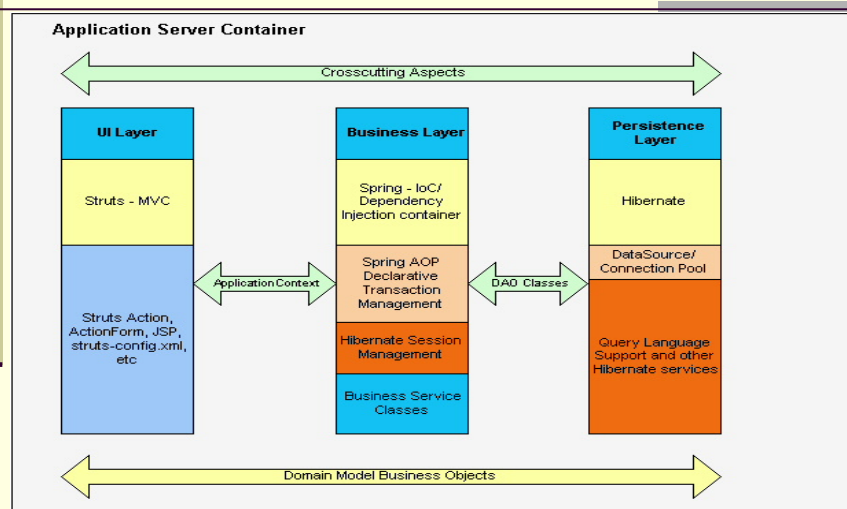
- Construído sobre o núcleo do Spring.
- Acomoda várias tecnologias de *view*:
  - JSP, Velocity, Tiles, iText, POI etc. JSP, Velocity, Tiles, iText, POI etc.
- Pode ser combinado a outras *web tiers*:
  - Struts, WebWork, Tapestry etc. Struts, WebWork, Tapestry etc.
- Configurável via *strategy interfaces*.

April 05

Prof. Ismael H. F. Santos - ismael@tecgraf.puc-rio.br

19

# Proposed Web App Layering



April 05

Prof. Ismael H. F. Santos - ismael@tecgraf.puc-rio.br

20

## Alguns Frameworks MVC

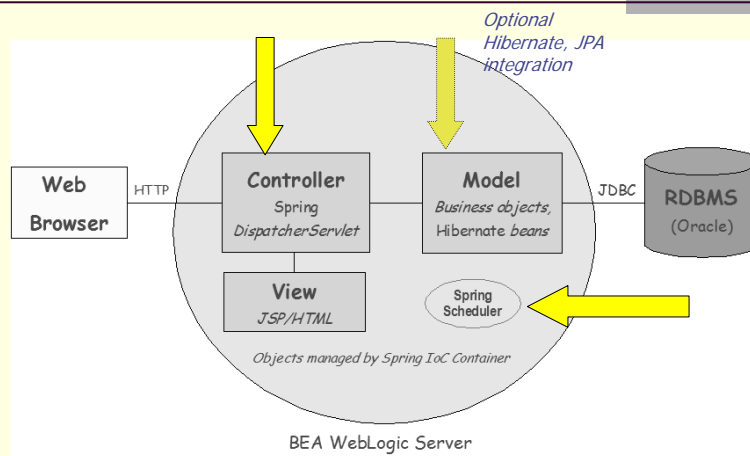
- **Struts (Apache)**
  - Frameworks e toolkits para aplicações web.
  - Voltado para o desenvolvimento de **Model+Controller**.
  - **Público-alvo**: desenvolvedores - <http://struts.apache.org/>
- **Velocity (Apache)**
  - *Template engine* para referenciar objetos Java.
  - Voltado para o desenvolvimento da **View**.
  - **Público-alvo**: web designers
  - <http://jakarta.apache.org/velocity/>
- **Java Server Faces (Sun)**
  - Tecnologia para construção de UIs web para aplicações Java.
  - Voltado para o desenvolvimento da **View**.
  - **Público-alvo**: desenvolvedores
  - <http://java.sun.com/javaee/javaserverfaces/>

April 05

Prof. Ismael H. F. Santos - [ismael@tecgraf.puc-rio.br](mailto:ismael@tecgraf.puc-rio.br)

21

## Where Spring Framework Fits Into a JEE Architecture



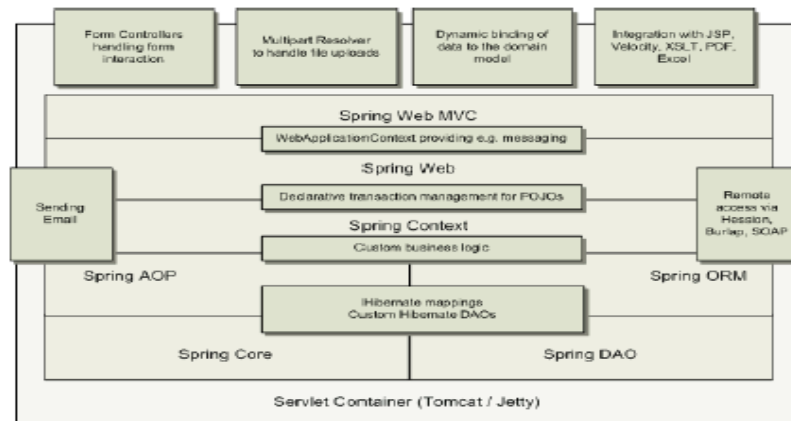
April 05

Prof. Ismael H. F. Santos - [ismael@tecgraf.puc-rio.br](mailto:ismael@tecgraf.puc-rio.br)

22

# Web App – Scenario 1

## Full-fledged Spring web application



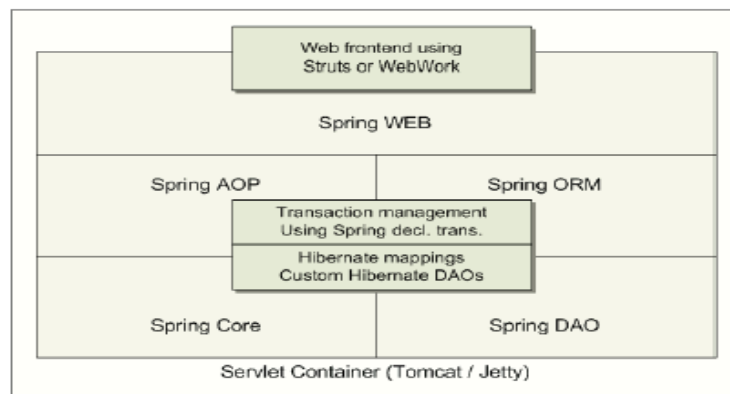
April 05

Prof. Ismael H. F. Santos - ismael@tegraf.puc-rio.br

23

# Web App – Scenario 2

## Spring middle-tier using a third-party web framework



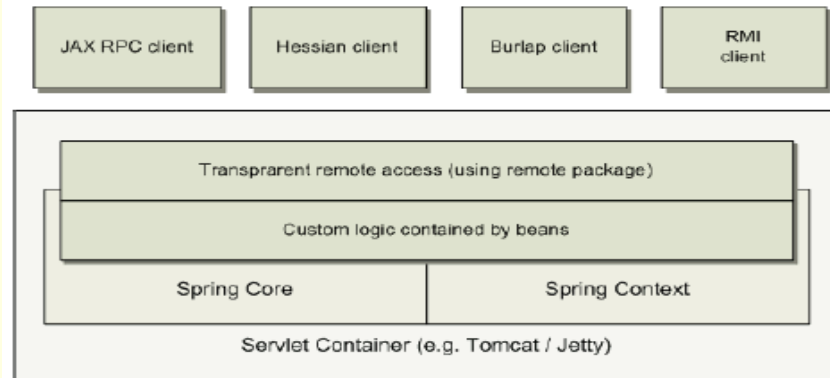
April 05

Prof. Ismael H. F. Santos - ismael@tegraf.puc-rio.br

24

## Web App – Scenario 3

### Remoting usage scenario



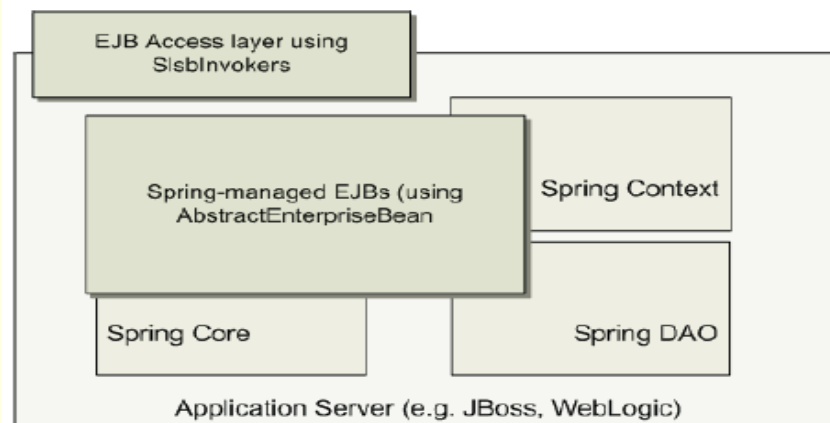
April 05

Prof. Ismael H. F. Santos - ismael@tecgraf.puc-rio.br

25

## Web App – Scenario 4

### EJBs wrapping existing POJOs



April 05

Prof. Ismael H. F. Santos - ismael@tecgraf.puc-rio.br

26

## Spring on the Web Tier – Spring MVC

- Spring integrates nicely with **Struts**, **WebWork**, **JSF**, **Tapestry**, **Velocity** and other web frameworks
- **Spring MVC**, Spring's own web framework. The **Spring MVC** Framework offers a simple interface based infrastructure for handling web MVC architectures
- **Spring MVC** components are treated as first-class Spring beans
  - Other Spring beans can easily be injected into Spring MVC components
  - Spring MVC components are easy to test

April 05

Prof. Ismael H. F. Santos - ismael@tecgraf.puc-rio.br

27

## Spring MVC – Key Interfaces

- **Controller**  
(`org.springframework.web.servlet.mvc.Controller`)
  - User created component for handling requests
  - Encapsulates navigation logic
  - Delegates to the service objects for business logic
  - Must implement **ModelAndView** `handleRequest(request, response)`
  - This is the base controller interface, comparable to the notion of a Struts Action.

April 05

Prof. Ismael H. F. Santos - ismael@tecgraf.puc-rio.br

28

## Spring MVC – Key Interfaces

- **View** (`org.springframework.web.servlet.mvc.View`)
  - Responsible for rendering output
  - Must implement `void render(model, request, response)`
  - *This is the MVC view for a web interaction. Implementations are responsible for rendering content, and exposing the model.*
- **Model**
  - To complete the MVC trio, note that the model is typically handled as a `java.util.Map` which is returned with the view
  - the values of the model are available, for example in a JSP, using a `<jsp:useBean/>` where the `id` corresponds to the key value in the Map

April 05

Prof. Ismael H. F. Santos - ismael@tecgraf.puc-rio.br

29

## Spring MVC – Key Interfaces

- **ModelAndView**
  - Created by the Controller
  - Stores the Model data
  - Associates a View to the request
    - Can be a physical View implementation or a logical View name
- **ViewResolver**
  - Used to map logical View names to actual View
  - implementations
- **HandlerMapping**
  - Strategy interface used by `DispatcherServlet` for mapping incoming requests to individual `Controllers`

April 05

Prof. Ismael H. F. Santos - ismael@tecgraf.puc-rio.br

30

## MVC and Dependency Injection

- All MVC components are configured in the Spring ApplicationContext
- As such, all MVC components can be configured using Dependency Injection

- Example:

```
<bean id="springCheersController"  
  class="com....web.SpringCheersController">  
  <property name="methodNameResolver"  
    ref="springCheersMethodResolver"/>  
  <property name="service" ref="service"/>  
</bean>
```

April 05

Prof. Ismael H. F. Santos - ismael@tecgraf.puc-rio.br

31

## Spring on the Web Tier: Integration with Other Frameworks

- Spring integrates nicely with other web frameworks with two methodologies:
  - Look up Spring beans within Controllers/Actions via the convenience static method:
    - `WebApplicationContextUtils`  
`getWebApplicationContext(servletContext).getBean("beanName")`
  - Configure the Controllers/Actions for the web framework in a Spring BeanFactory and then use Spring provided proxies in the actual web framework configuration
    - When available, this methodology is preferred
    - This approach lets you design your Controllers/Actions with dependency injection and makes your Controller/Actions more testable

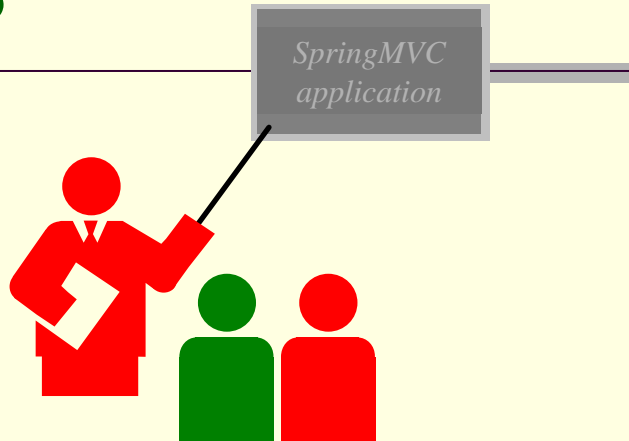
April 05

Prof. Ismael H. F. Santos - ismael@tecgraf.puc-rio.br

32



## WebApp



April 05

Prof. Ismael H. F. Santos - ismael@tecgraf.puc-rio.br

33

## Aplicação Básica

- **Web.xml Entry**
  - Standard J2EE web container **servlet** definition
  - Establishes which and where **listeners** act on requests
  
- **Bean Definitions**
  - ***#{servlet-name}***-servlet.xml
    - **Beans unique to the the web context** [created for the configured Servlet dispatcher]
  - **ApplicationContext.xml**
    - **Beans common to all contexts**

April 05

Prof. Ismael H. F. Santos - ismael@tecgraf.puc-rio.br

34

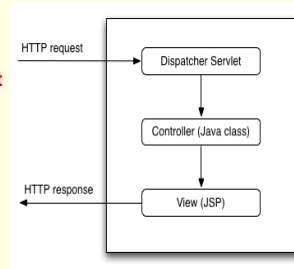
## Aplicação Básica - Web.xml

### ■ `WEB-INF/web.xml`

web.xml:

```
<web-app>
...
<servlet>
  <servlet-name>springmvc</servlet-name>
  <servlet-class>
    org.springframework.web.servlet.DispatcherServlet
  </servlet-class>
  <load-on-startup>1</load-on-startup>
</servlet>
...
<servlet-mapping>
  <servlet-name>springmvc</servlet-name>
  <url-pattern>/hello/world/*</url-pattern>
</servlet-mapping>
...
</web-app>
```

Standard Servlet



Standard URL filtering

April 05

Prof. Ismael H. F. Santos - ismael@tecgraf.puc-rio.br

35

## Aplicação Básica - Web.xml

### ■ `WEB-INF/web.xml`

web.xml:

```
<web-app>
...
<servlet>
  <servlet-name>springmvc</servlet-name>
  <servlet-class>
    org.springframework.web.servlet.DispatcherServlet
  </servlet-class>
  <load-on-startup>1</load-on-startup>
</servlet>
...
<servlet-mapping>
  <servlet-name>springmvc</servlet-name>
  <url-pattern>*.html</url-pattern>
</servlet-mapping>
...
</web-app>
```

1. Servlet que despacha requisições para as implementações dos Controles registrados  
2. Cada servlet tem o seu proprio contexto (default definido em "{servlet-name}-servlet.xml")

Uma webapp pode ter qq numero desses servlets

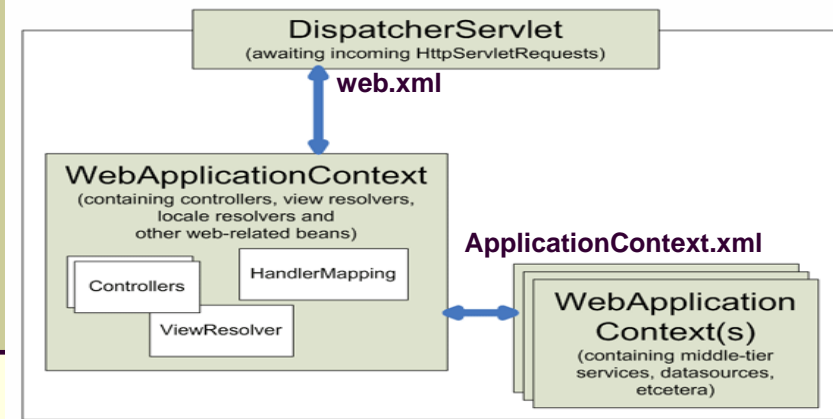
3. redireciona todo .html para servlet de despacho

April 05

Prof. Ismael H. F. Santos - ismael@tecgraf.puc-rio.br

36

## Aplicação Básica - Context Hierarchy



- `#{servlet-name}-servlet.xml`

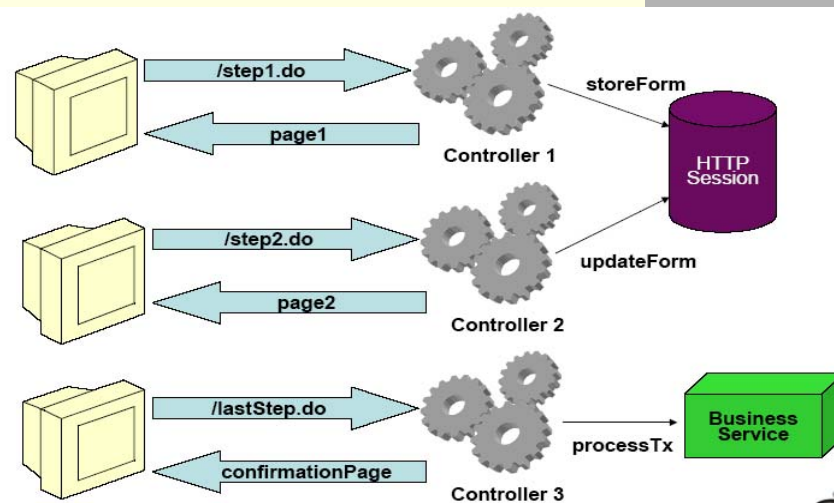
From <http://www.springframework.org/docs/reference/mvc.html#mvc-servlet>

April 05

Prof. Ismael H. F. Santos - ismael@tecgraf.puc-rio.br

37

## Spring-MVC - Controllers

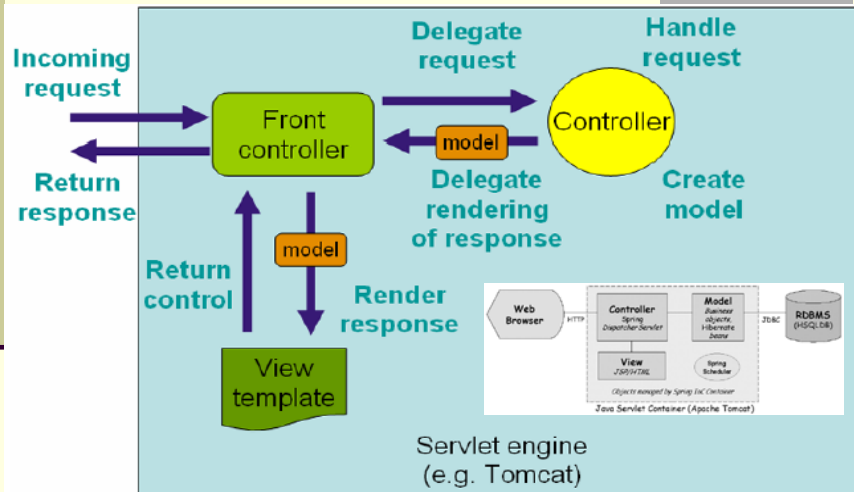


April 05

Prof. Ismael H. F. Santos - ismael@tecgraf.puc-rio.br

38

# Spring-MVC - DispatcherServlet

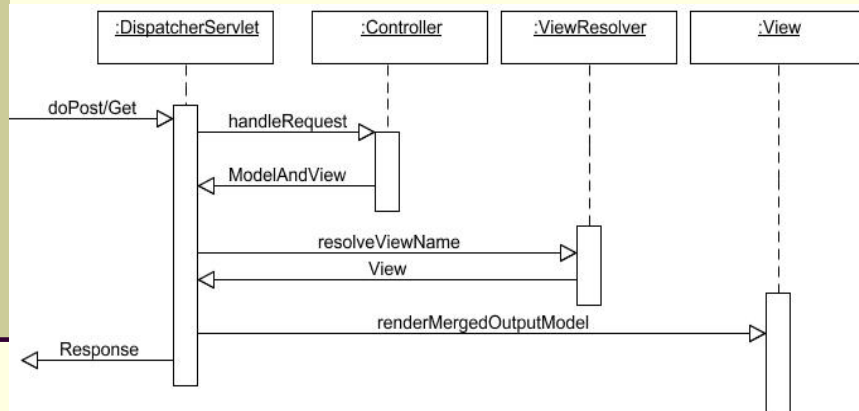


April 05

Prof. Ismael H. F. Santos - ismael@tecgraf.puc-rio.br

39

# Spring MVC – Execução (Run-time)



<http://www.theserverside.com/t/articles/article.tss?!=AjaxandSpring>

April 05

Prof. Ismael H. F. Santos - ismael@tecgraf.puc-rio.br

40

## Spring MVC Flow

- **DispatcherServlet**
  - recebe requisições de meio externo (do navegador, por exemplo) e comanda o fluxo de tarefas no Spring MVC;
- **HandlerMapping**
  - dada uma requisição em URL, este componente irá retornar o Controller que está associado a ela;
- **Controller**
  - realiza comunicação entre o MVC do Spring com a camada de negócio. Retorna um objeto ModelAndView;
- **ModelAndView**
  - armazena os dados retornados pela camada de negócio para serem exibidos. Além disso, contém um nome lógico de uma determinada View

April 05

Prof. Ismael H. F. Santos - ismael@tegraf.puc-rio.br

41

## Spring MVC Flow

- **View**
    - contêm informações de renderização para que o usuário possa ver o que solicitou;
  - **ViewResolver**
    - a partir do nome lógico contido no objeto ModelAndView, este componente determina a View que será exibida.
  - **DispatcherServlet**
    - Delega operações para outros componentes;
- web.xml -->

```
<?xml version="1.0" encoding="ISO-8859-1"?>
<web-app>
  <servlet>
    <servlet-name>example</servlet-name>
    <servlet-class>
      org.springframework.web.servlet.DispatcherServlet
    </servlet-class>
    <load-on-startup>1</load-on-startup>
  </servlet>
  <servlet-mapping>
    <servlet-name>example</servlet-name>
    <url-pattern>*.html</url-pattern>
  </servlet-mapping>

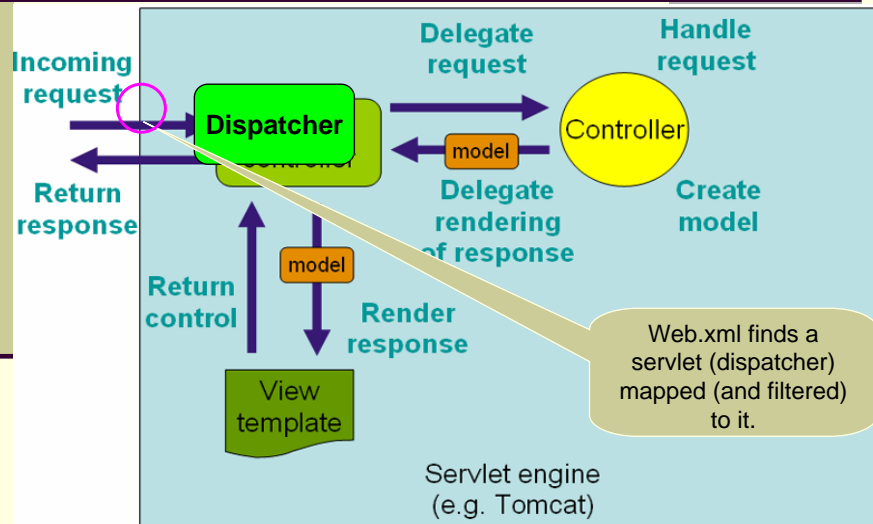
  <welcome-file-list>
    <welcome-file>index.jsp</welcome-file>
  </welcome-file-list>
</web-app>
```

April 05

Prof. Ismael H. F. Santos - ismael@tegraf.puc-rio.br

42

## Spring MVC Flow – Pre Dispatcher



FROM <http://www.springframework.org/docs/reference/mvc.html#mvc-servlet>

## Spring MVC Flow – Pre Dispatcher

```

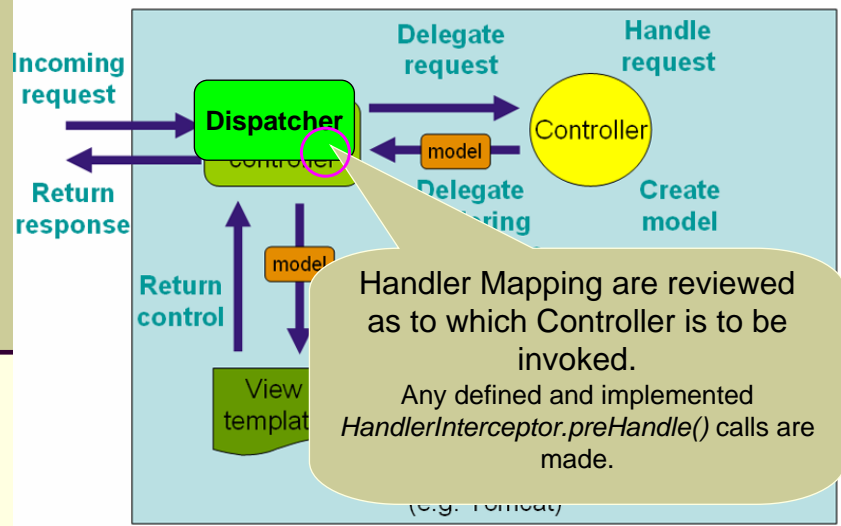
16:19:22:408 - INFO - HttpServletBean - Initializing servlet 'dispatcher'
16:19:22:408 - INFO - FrameworkServlet - FrameworkServlet 'dispatcher': initialization started
16:19:22:423 - INFO - XmlBeanDefinitionReader - Loading XML bean definitions from ServletContext resource [/WEB-INF/report-servlet.xml]
16:19:22:455 - INFO - AbstractRefreshableApplicationContext - Bean factory for application context [WebApplicationContext for namespace 'report-servlet']: org.springframework.beans.factory.support.DefaultListableBeanFactory defining beans [productStatusController,ProductStatusAsXMLView,urlMapping,viewResolver,messageSource]; parent: org.springframework.beans.factory.support.DefaultListableBeanFactory defining beans [productManager,product1,product2,product3]; root of BeanFactory hierarchy
16:19:22:455 - INFO - AbstractApplicationContext - 5 beans defined in application context [WebApplicationContext for namespace 'report-servlet']
16:19:22:455 - INFO - AbstractApplicationContext - Using MessageSource
[org.springframework.context.support.ResourceBundleMessageSource: basenames=[spring2webexamples.bus.report.web.messages]]
16:19:22:455 - INFO - AbstractApplicationContext - Unable to locate ApplicationEventMulticaster with name 'applicationEventMulticaster': using default [org.springframework.context.event.SimpleApplicationEventMulticaster@45b199]
16:19:22:455 - INFO - UiApplicationContextUtils - Unable to locate ThemeSource with name 'themeSource': using default
[org.springframework.ui.context.support.DelegatingThemeSource@18ec669]
16:19:22:470 - INFO - DefaultListableBeanFactory - Pre-instantiating singletons in factory
... productStatusController,ProductStatusAsXMLView
16:19:22:517 - INFO - FrameworkServlet - Using context class [org.springframework.web.context.support.XmlWebApplicationContext] for servlet 'report'
16:19:22:517 - INFO - DispatcherServlet - Unable to locate MultipartResolver with name 'multipartResolver': no multipart request handling provided
16:19:22:517 - INFO - DispatcherServlet - Unable to locate LocaleResolver with name 'localeResolver': using default
[org.springframework.web.servlet.i18n.AcceptHeaderLocaleResolver@ec459a]
16:19:22:517 - INFO - DispatcherServlet - Unable to locate ThemeResolver with name 'themeResolver': using default
[org.springframework.web.servlet.theme.FixedThemeResolver@1cd9466]
16:19:22:517 - INFO - DispatcherServlet - No HandlerAdapters found in servlet 'dispatcher': using default
[org.springframework.web.servlet.view.DefaultRequestToViewNameTranslator with name 'viewNameTranslator': using default [org.springframework.web.servlet.view.DefaultRequestToViewNameTranslator@6a765]
16:19:22:517 - INFO - FrameworkServlet - FrameworkServlet 'dispatcher': initialization completed in 109 ms
16:19:22:517 - INFO - HttpServletBean - Servlet 'dispatcher' configured successfully
    
```

April 05

Prof. Ismael H. F. Santos - ismael@tecgraf.puc-rio.br

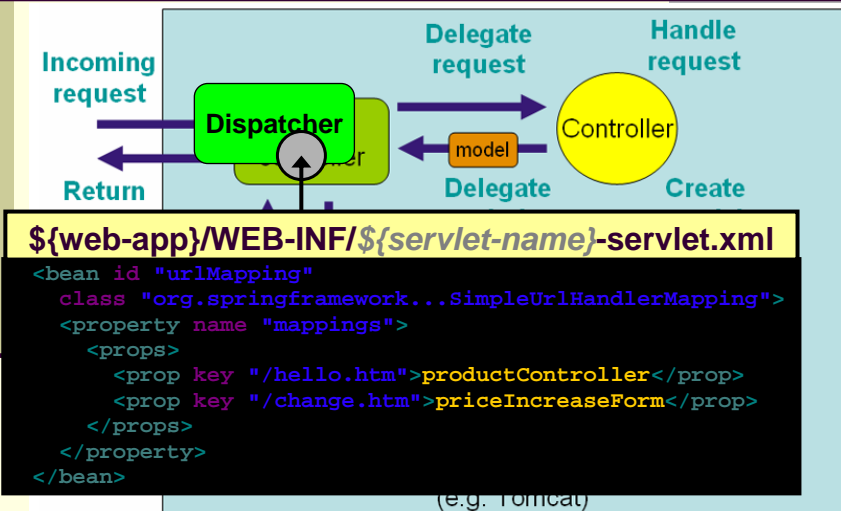
44

## Spring MVC Flow – Dispatcher



From <http://www.springframework.org/docs/reference/mvc.html#mvc-servlet>

## Spring MVC Flow – Dispatcher



April 05

Prof. Ismael H. F. Santos - ismael@tecgraf.puc-rio.br

46

## Handler Mappings

- The process of *Handler Mapping* binds incoming web requests to appropriate handlers that then resolve to a Controller(s) (in most cases)
  - On inbound requests, the DispatcherServlet hands it over to the handler mapping to come up with an appropriate HandlerExecutionChain
- Note: Handler Mappings apply from the base url-pattern specified in the *web.xml*
- By default, if no handler mapping can be found in the context, the DispatcherServlet creates a *BeanNameUrlHandlerMapping* for you

April 05

Prof. Ismael H. F. Santos - ismael@tecgraf.puc-rio.br

47

## “Out of the box” HandlerMappings

- Concrete Implementations
  - BeanNameUrlHandlerMapping
    - maps incoming HTTP requests to names of beans, defined in the web application context
  - SimpleUrlHandlerMapping
    - Map Ant-style path matching (see *org.springframework.util.PathMatcher*) to a Controller
  - CommonsPathMapHandlerMapping
    - use Commons Attributes to determine mapping
  - ControllerClassNameHandlerMapping
- Most often, the out-of-the box implementations are sufficient

April 05

Prof. Ismael H. F. Santos - ismael@tecgraf.puc-rio.br

48



## “Out of the box” HandlerMappings

- **BeanNameUrlHandlerMapping;**
  - procura por controladores cujo nome corresponde à alguma porção de um nome URL de alguma requisição.
- **SimpleUrlHandlerMapping;**
  - é que é muito mais versátil, pois ele permite que se declare uma lista de associações url-controladores, e não interfere na nomenclatura dos beans de controladores, deixando-os mais claros.

```

<bean name="/index.htm" class="IndexController"
<!-- ... -->
</bean>

<bean id="simpleUrlHandlerMapping"
class="org.springframework.web.servlet.handler.SimpleUrlHandlerMapping">
<property name="mappings">
<props>
<prop key="/listaProdutos.htm">listProdController</prop>
<prop key="/cadastraClientes.htm">cadClientesController</prop>
</props>
</property>
</bean>
    
```

April 05

Prof. Ismael H. F. Santos - ismael@tecgraf.puc-rio.br

49

## Anecdote: Under the covers Mapping Execution

### org.springframework.web.servlet Interface HandlerMapping

#### Method Summary

<a href="#">HandlerExecutionChain</a>	<a href="#">getHandler</a> ( <a href="#">HttpServletRequest</a> request)
	Return a handler and any interceptors for this request.

org.springframework.web.servlet

### Class HandlerExecutionChain

#### Constructor Summary

<a href="#">HandlerExecutionChain</a> ( <a href="#">Object</a> handler)
Create new HandlerExecutionChain.
<a href="#">HandlerExecutionChain</a> ( <a href="#">Object</a> handler, <a href="#">HandlerInterceptor</a> [] interceptors)
Create new HandlerExecutionChain.

#### Method Summary

<a href="#">Object</a>	<a href="#">getHandler</a> ()
	Return the handler object to execute.
<a href="#">HandlerInterceptor</a> []	<a href="#">getInterceptors</a> ()
	Return the array of interceptors to apply (in the given order) before the handler itself executes.

April 05

Prof. Ismael H. F. Santos - ismael@tecgraf.puc-rio.br

50

## Anecdote: Under the covers Mapping Execution

How does HandlerExecutionChain actually handle a mapping to a Controller?

org.springframework.web.servlet

**Class HandlerExecutionChain**

### Method Summary

<code>Object</code>	<code>getHandler()</code>	Return the handler object to execute.
<code>HandlerInterceptor[]</code>	<code>getInterceptors()</code>	Return the array of interceptors to apply (in the given order) before the handler itself executes.

org.springframework.web.servlet

**Interface HandlerAdapter**

### Method Summary

<code>long</code>	<code>getLastModified(HttpServletRequest request, Object handler)</code>	Same contract as for <code>HttpServletRequest</code> 's <code>getLastModified</code> method.
<code>ModelAndView</code>	<code>handle(HttpServletRequest request, HttpServletResponse response, Object handler)</code>	Use the given handler to handle this request.
<code>boolean</code>	<code>supports(Object handler)</code>	Given a handler instance, return whether or not this <code>HandlerAdapter</code> can support it.

**HttpRequestHandlerAdapter**

**SimpleControllerHandlerAdapter**

**SimpleServletHandlerAdapter**

**ThrowawayControllerHandlerAdapter**

April 05

Prof. Ismael H. F. Santos - ismael@tecgraf.puc-rio.br

51

## Spring-MVC

- As you can see, all incoming HTTP requests from a web browser are handled by **Controllers**. A *controller*, as the name indicates, controls the view and model by facilitating data exchange between them.
- The key benefit of this approach is that the **model** can worry only about the data and has no knowledge of the **view**.
- The **view**, on the other hand, has no knowledge of the **model** and **business** logic and simply renders the data passed to it (as a web page, in our case)
- The **MVC** pattern also allows us to change the **view** without having to change the **model**

April 05

Prof. Ismael H. F. Santos - ismael@tecgraf.puc-rio.br

52

# Spring-MVC

- The **DispatcherServlet** is an actual Servlet
  - Requests that you want the DispatcherServlet to handle will have to be mapped using a URL mapping in the same **web.xml** file.

```
<web-app>
  <servlet>
    <servlet-name>example</servlet-name>
    <servlet-class>org.springframework.web.servlet.DispatcherServlet</servlet-class>
    <load-on-startup>1</load-on-startup>
  </servlet>
  <servlet-mapping>
    <servlet-name>example</servlet-name>
    <url-pattern>*.form</url-pattern>
  </servlet-mapping>
</web-app>
```

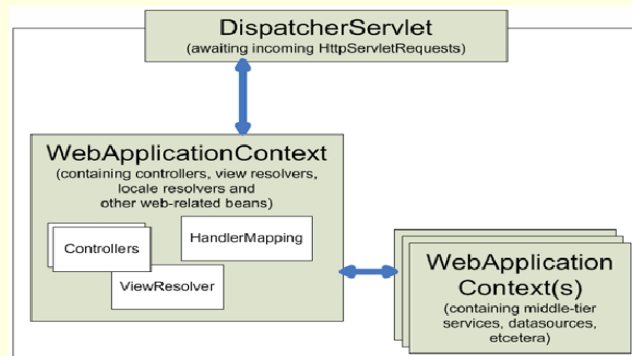
April 05

Prof. Ismael H. F. Santos - ismael@tecgraf.puc-rio.br

53

# Spring-MVC

- Each **DispatcherServlet** has its own **WebApplicationContext**, which inherits all the beans already defined in the root **WebApplicationContext**. file named **[servlet-name]-servlet.xml** in the **WEB-INF** directory



April 05

Prof. Ismael H. F. Santos - ismael@tecgraf.puc-rio.br

54

# Spring-MVC

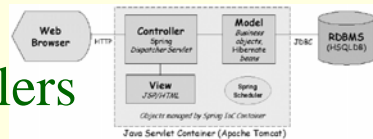
- With the above servlet configuration in place, you will need to have a file called '**WEB-INF/golfing-servlet.xml**' in your application; this file will contain all of your *Spring Web MVC-specific* components (beans). The exact location of this configuration file can be changed via a servlet initialization parameter (see below for details).

```

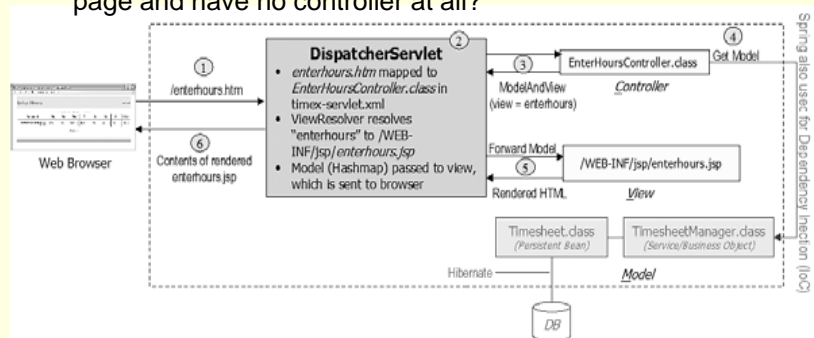
<web-app>
  ...
  <servlet>
    <servlet-name>golfing</servlet-name>
    <servlet-class>org.springframework.web.servlet.DispatcherServlet</servlet-class>
    <load-on-startup>1</load-on-startup>
  </servlet>
  <servlet-mapping>
    <servlet-name>golfing</servlet-name>
    <url-pattern>*.do</url-pattern>
  </servlet-mapping>
</web-app>

```

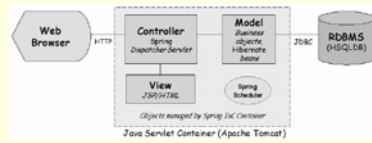
# Spring-MVC Controllers



- Spring provides many types of controllers.
  - The controller type depends on the functionality you need. For example, do your screens contain a form? Do you need wizardlike functionality? Do you just want to redirect to a JSP page and have no controller at all?



# Spring-MVC Objects



## ■ Model & View

- Many of the methods in the Controller related subclasses return a `org.springframework.web.servlet.ModelAndView` object. This object holds the model (as a `java.util.Map` object) and `view` name and makes it possible to return both in one return value from a method.

## ■ Command (Form Backing) Object

- Spring uses the notion of a `command` object, which is a `JavaBean` class that gets populated with the data from an HTML form's fields.
- This same object is also passed to our `validators` for data validation, and if the validations pass, it is passed to the `onSubmit` method (in controller related classes) for processing of valid data.

April 05

Prof. Ismael H. F. Santos - ismael@tecgraf.puc-rio.br

57

# Spring-MVC

## ■ Validator

- An optional class that can be invoked for validating form data for a given `command` (form) controller. This validator class is a concrete class that implements `org.springframework.validation.Validator` interface.
- One of the two methods required by this interface is the `validate` method, which is passed a `command` object, as mentioned previously, and an `Errors` object, which is used to return errors.
- Another notable validation class is `org.springframework.validation.ValidationUtils`, which provides methods for rejecting empty fields.

## ■ Spring Tag Library (spring-form.tld in spring.jar)

- The spring `bind` tag library is simple yet powerful. It is typically used in JSP files via the `<spring:bind>` tag, which essentially binds HTML `form fields` to the `command` object.

April 05

Prof. Ismael H. F. Santos - ismael@tecgraf.puc-rio.br

58

# Spring-MVC Configuration Concepts

## ■ DispatcherServlet

- DispatcherServlet (part of the `org.springframework.web.servlet` package) is the entry point to the world of Spring Web MVC.

## ■ Handler Mappings

- You can map handlers for incoming HTTP requests in the Spring application context file. These handlers are typically controllers that are mapped to partial or complete URLs of incoming requests
- The handler mappings can also contain optional **interceptors**, which are invoked before and after the handler.

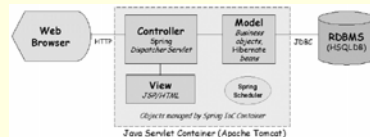
```
<bean id="urlMap"
  class="org.springframework.web.servlet.handler.SimpleUrlHandlerMapping">
  <property name="urlMap">
    <props>
      <prop key="/signin.htm">signInController</prop>
      <prop key="/signout.htm">signOutController</prop>
    </props>
  </property>
</bean>
```

April 05

Prof. Ismael H. F. Santos - ismael@tecgraf.puc-rio.br

59

# Spring-MVC



## ■ View Resolvers

- Resolve **view names** to the actual **views** (enterhours to enterhours.jsp, for example). `InternalResourceViewResolver` is a class to resolve view names.

## ■ Installing the Spring Framework on a Servlet Container

- Spring Framework can be downloaded from <http://springframework.org>.

April 05

Prof. Ismael H. F. Santos - ismael@tecgraf.puc-rio.br

60

## Use of Interceptors

- Some HandlerMappings allow you to call an interceptor before the controller
  - Useful for checking for session timeout, adding things to the request/session
  - common services: security, traffic logging, and perhaps front-end common data validation
    - Implement the HandlerInterceptor Interface
    - Simply wire your implemented Interceptors into the HandlerMapping
- Kind of like AOP, but for Controllers

April 05

Prof. Ismael H. F. Santos - ismael@tecgraf.puc-rio.br

61

## Use of Interceptors

### Method Summary

void	<a href="#">afterCompletion</a> ( <a href="#">HttpServletRequest</a> request, <a href="#">HttpServletResponse</a> response, <a href="#">Object</a> handler, <a href="#">Exception</a> ex) Callback after completion of request processing, that is, after rendering the view.
void	<a href="#">postHandle</a> ( <a href="#">HttpServletRequest</a> request, <a href="#">HttpServletResponse</a> response, <a href="#">Object</a> handler, <a href="#">ModelAndView</a> modelAndView) Intercept the execution of a handler.
boolean	<a href="#">preHandle</a> ( <a href="#">HttpServletRequest</a> request, <a href="#">HttpServletResponse</a> response, <a href="#">Object</a> handler) Intercept the execution of a handler.

```
<bean id "urlMapping"
  class "org.springframework...SimpleUrlHandlerMapping">
  ...
  <property name "interceptors">
    <list>
      <bean class "...CustomHandlerInterceptor" />
    </list>
  </property>
</bean>
```

April 05

Prof. Ismael H. F. Santos - ismael@tecgraf.puc-rio.br

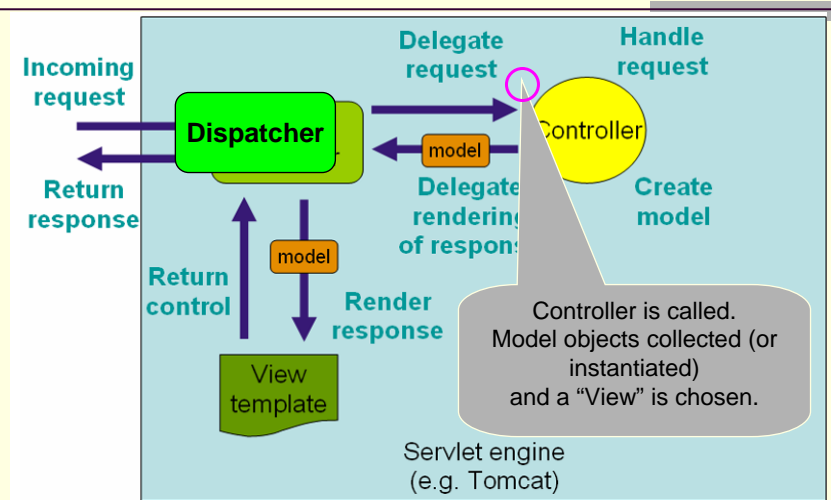
62

# WebApp

SpringMVC  
Controllers



# Spring MVC Flow: Controller



From <http://www.springframework.org/docs/reference/mvc.html#mvc-servlet>



## MVC: Give me a “C”

- **Controllers...**
  - Provide access to the application behavior which is typically defined by a service interface
  - Controllers interpret input and transform said input into a sensible model which will be represented for output by the view
- **The Controller in Spring is very abstract, allowing different kinds of controllers for different use cases.**
- **Out of the box Controllers** existing to facilitate working with User driven Forms, “command” models, execute wizard-style logic, and more
- **Role your own Controllers:**
  - Common data handling, control logic, etc.

<http://static.springframework.org/spring/docs/2.0.x/reference/mvc.html#mvc-controller>

April 05

Prof. Ismael H. F. Santos - [ismael@tecgraf.puc-rio.br](mailto:ismael@tecgraf.puc-rio.br)

65

## The Simple Controller Interface

org.springframework.web.servlet.mvc  
**Interface Controller**

### Method Summary

<code>ModelAndView</code>	<b>handleRequest</b> ( <code>HttpServletRequest</code> request, <code>HttpServletResponse</code> response) Process the request and return a ModelAndView object which the DispatcherServlet will render.
---------------------------	---

<http://static.springframework.org/spring/docs/2.0.x/api/org.springframework.web.servlet.mvc/Controller.html>

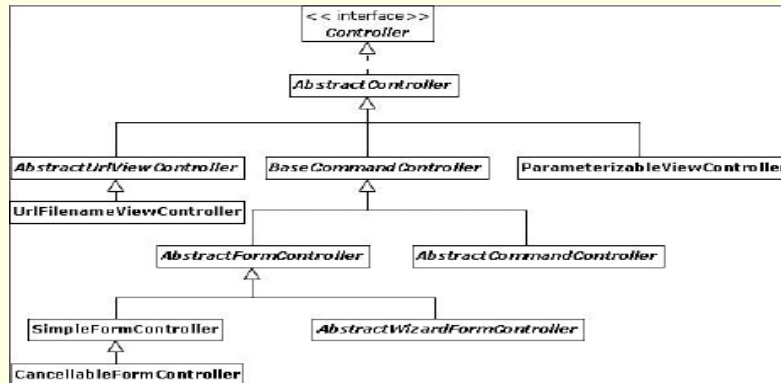
April 05

Prof. Ismael H. F. Santos - [ismael@tecgraf.puc-rio.br](mailto:ismael@tecgraf.puc-rio.br)

66

## Spring-MVC Controllers

- SimpleFormController, UriFilenameViewController and AbstractController are the most often used.



April 05

Prof. Ismael H. F. Santos - ismael@tecgraf.puc-rio.br

67

## Spring-MVC Controllers

- AbstractController
  - basic, knows about caching, turning on/off get/set/post/head
- ParameterizableViewController
  - always go to the same view
- UriFilenameViewController
  - parses the URL to return a view (http://blah/foo.html -> foo)
- SimpleFormController
  - for form handling, hooks for attaching commands, validator
- AbstractWizardFormController
  - easy wizard controller
- ServletWrappingController
  - delegates to a servlet

April 05

Prof. Ismael H. F. Santos - ismael@tecgraf.puc-rio.br

68

## “Out of the box” Controllers

- **Infrastructure**
  - AbstractController
- **Command Controllers**
  - AbstractCommandController
  - BaseCommandController
- **Form**
  - SimpleFormController
  - AbstractFormController
  - AbstractWizardFormController
  - CancellableFormController
- **Specialized**
  - MultiActionController
  - ServletWrappingController
- **Resource**
  - ParameterizableViewController
  - ServletForwardingController
  - AbstractUrlViewController
  - UrlFilenameViewController

April 05

Prof. Ismael H. F. Santos - ismael@tecgraf.puc-rio.br

69

## Spring-MVC Controllers

Controller	Description (Taken Directly from the Spring Javadocs)
AbstractFormController	Form controller that autopopulates a form bean from the request.
AbstractUrlViewController	Abstract base class for Controllers that return a view name based on the URL.
AbstractWizardFormController	Form controller for typical wizard-style workflows.
BaseCommandController	Controller implementation that creates an object (the command object) on receipt of a request and attempts to populate this object with request parameters.
CancellableFormController	Extension of SimpleFormController that supports “cancellation” of form processing.
Controller	Base Controller interface, representing a component that receives HttpServletRequest and HttpServletResponse like a HttpServlet but is able to participate in an MVC workflow.
ParameterizableViewController	Trivial controller that always returns a named view.
SimpleFormController	Concrete FormController implementation that provides configurable form and success views, and an onSubmit chain for convenient overriding.
UrlFilenameViewController	Controller that transforms the virtual filename at the end of a URL into a view name and returns that view.

April 05

Prof. Ismael H. F. Santos - ismael@tecgraf.puc-rio.br

70

## Annotation-driven Controllers

- Java 5 evolution of MultiActionController
  - Including form handling capabilities
- POJO-based
  - Just annotate your class
  - Works in servlet and portlet container
- Annotations offer superior programming model
  - @Controller
  - @RequestMapping
  - @RequestMethod
  - @RequestParam
  - @ModelAttribute
  - @SessionAttributes
  - @InitBinder

April 05

Prof. Ismael H. F. Santos - ismael@tecgraf.puc-rio.br

71

## Example of Annotated MVC Controller

```
@Controller
@RequestMapping("/order/*")
public class OrderController {

    @Autowired
    private OrderService orderService;

    @RequestMapping("/print.*")
    public void printOrder(HttpServletRequest request,
        OutputStream outputStream) {
        ...
        // write directly to the OutputStream:
        orderService.generatePdf(responseOutputStream);
    }

    @RequestMapping("/display.*")
    public String displayOrder(
        @RequestParam("id") int orderId, Model model) {
        ...
        model.addAttribute(...);
        return "displayOrder";
    }
}
```

April 05

Prof. Ismael H. F. Santos - ismael@tecgraf.puc-rio.br

72

## Creating a Basic Controller

```
public class BeerListController implements Controller {
    private SpringCheersService service;

    public void setService(SpringCheersService service) {
        this.service = service;
    }

    public ModelAndView handleRequest(
        HttpServletRequest httpServletRequest,
        HttpServletResponse httpServletResponse)
        throws Exception {
        List beers = this.service.findAllBeers();
        return new ModelAndView("beerList", "beers", beers);
    }
}
```

View name

Model parameter name

Model parameter

April 05

Prof. Ismael H. F. Santos - ismael@tecgraf.puc-rio.br

73

## Handling Forms

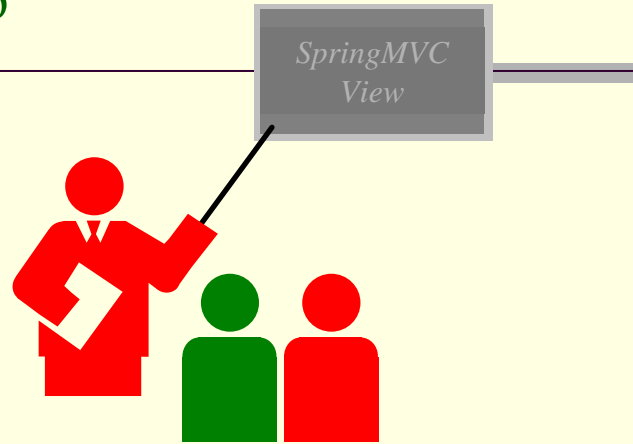
- Set the **Command** (just a bean)
- Set a **Validator** if needed (extend `org.springframework.validation.Validator`)
- Set destination **views** (form, success, failure, error)
- By default, uses GET/POST to determine whether it needs to load the form or process it

April 05

Prof. Ismael H. F. Santos - ismael@tecgraf.puc-rio.br

74

# WebApp

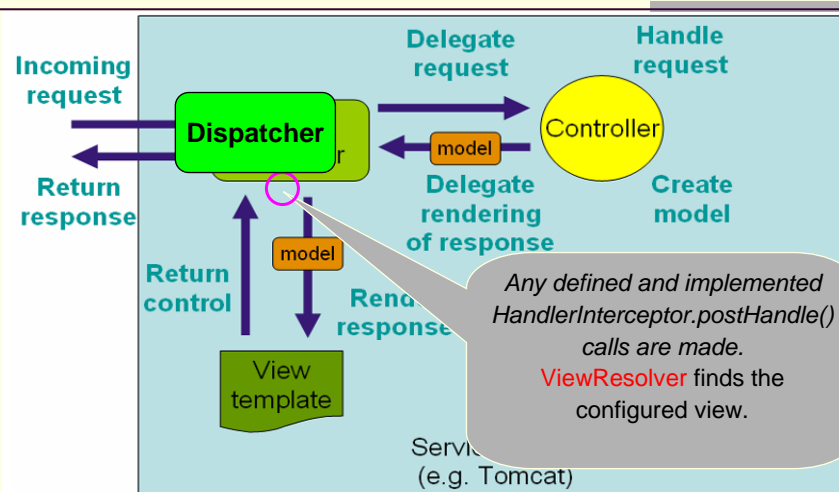


April 05

Prof. Ismael H. F. Santos - ismael@tecgraf.puc-rio.br

75

# Spring MVC Flow: View Resolving



From <http://www.springframework.org/docs/reference/mvc.html#mvc-servlet>

April 05

Prof. Ismael H. F. Santos - ismael@tecgraf.puc-rio.br

76

## View Resolving

- If the **ModelAndView** supplied to the Dispatcher from a Controller requires resolution (*the `isReference()` method is true*), the a **ViewResolver** has the responsibility for finding a view matching the configured names
- View names are mapped to actual view implementations using ViewResolvers
- **ViewResolvers** are configured in the web-tier ApplicationContext
  - Automatically detected by DispatcherServlet
  - Can configure multiple, ordered ViewResolver

April 05

Prof. Ismael H. F. Santos - ismael@tecgraf.puc-rio.br

77

## View Resolver

- O ViewResolver obtém o **View** a ser usado pelo aplicativo através da referência passada pelo objeto **ModelAndView**, que por sua vez foi retornado por algum **Controller**;
- Tipos de ViewResolver
  - InternalResourceViewResolver;
  - BeanNameViewResolver;
  - ResourceBundleViewResolver;
  - XmlViewResolver;

```
<bean id="jswResolver"
  class="org.springframework.web.servlet.view.InternalResourceViewResolver">
  <property name="prefix">
    <value>/WEB-INF/jsp/</value>
  </property>
  <property name="suffix">
    <value>_jsp</value>
  </property>
</bean>
```

```
<bean id="xmlViewResolver"
  class="org.springframework.web.servlet.view.XmlableViewResolver">
  <property name="location">
    <value>/WEB-INF/nichtan-views.xml</value>
  </property>
</bean>
```

April 05

Prof. Ismael H. F. Santos - ismael@tecgraf.puc-rio.br

78

## View Resolving: Implementation Classes

<code>InternalResourceViewResolver</code>	A convenience subclass of <code>UrlBasedViewResolver</code> that supports <code>InternalResourceView</code> (i.e. Servlets and JSPs), and subclasses such as <code>JstlView</code> and <code>TilesView</code> . The view class for all views generated by this resolver can be specified via <code>setViewClass(..)</code> . See the Javadocs for the <code>UrlBasedViewResolver</code> class for details.
<code>BeanNameViewResolver</code>	Simple implementation of <code>ViewResolver</code> that interprets a view name as bean name in the current application context, i.e. in the XML file of the executing <code>DispatcherServlet</code> . This resolver can be handy for small applications, keeping all definitions ranging from controllers to views in the same place.
<code>UrlBasedViewResolver</code>	A simple implementation of the <code>ViewResolver</code> interface that effects the direct resolution of symbolic view names to URLs, without an explicit mapping definition. This is appropriate if your symbolic names match the names of your view resources in a straightforward manner, without the need for arbitrary mappings.
<code>ResourceBundleViewResolver</code>	An implementation of <code>ViewResolver</code> that uses bean definitions in a <code>ResourceBundle</code> , specified by the bundle basename. The bundle is typically defined in a properties file, located in the classpath. The default file name is <code>views.properties</code> .
<code>XmlViewResolver</code>	An implementation of <code>ViewResolver</code> that accepts a configuration file written in XML with the same DTD as Spring's XML bean factories. The default configuration file is <code>/WEB-INF/views.xml</code> .
<code>AbstractCachingViewResolver</code>	An abstract view resolver which takes care of caching views. Often views need preparation before they can be used, extending this view resolver provides caching of views.
<code>VelocityViewResolver / FreeMarkerViewResolver</code>	A convenience subclass of <code>UrlBasedViewResolver</code> that supports <code>VelocityView</code> (i.e. Velocity templates) or <code>FreeMarkerView</code> respectively and custom subclasses of them.

April 05

Prof. Ismael H. F. Santos - [ismael@tecgraf.puc-rio.br](mailto:ismael@tecgraf.puc-rio.br)

79

From <http://www.springframework.org/docs/reference/mvc.html#mvc-servlet>

## Different Views

- Plenty of Views are packaged with Spring MVC:
  - `JstlView`
    - map to a JSP page
  - `RedirectView`
    - Perform an HTTP Redirect
  - `TilesView`, `TilesJstlView`
    - integration with tiles
  - `VelocityLayoutView`, `VelocityToolboxView`, `VelocityView`
    - Integration with the Velocity templating tool
  - `FreeMarkerView`
    - use the FreeMarker templating tool
  - `JasperReportsView`, `JasperReportsMultiFormatView`, `JasperReportsPdfView`, `JasperReportsXlsView`
    - Support for Jasper Reports

April 05

Prof. Ismael H. F. Santos - [ismael@tecgraf.puc-rio.br](mailto:ismael@tecgraf.puc-rio.br)

80



## Creating a View with JSP and JSTL

```
<%@ page contentType="text/html;charset=UTF-8" language="java" %>
<%@ taglib uri="http://java.sun.com/jsp/jstl/core" prefix="c" %>
<%@ taglib uri="http://java.sun.com/jsp/jstl/fmt" prefix="fmt" %>

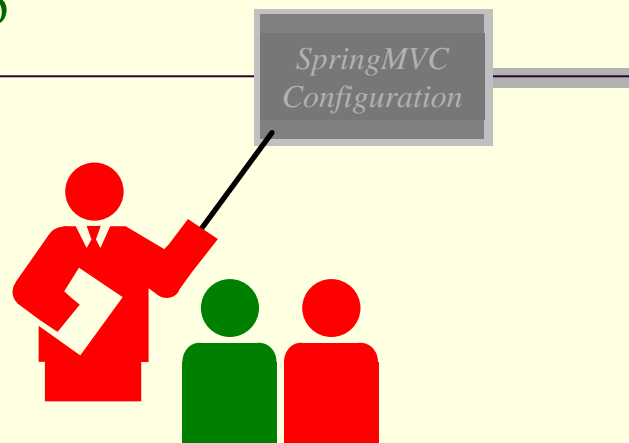
<html>
  <head><title>Beer List</title></head>
  <body>
    <table border="0">
      <c:forEach items="{beers}" var="beer">
        <tr>
          <td><c:out value="{beer.id}"/></td>
          <td><c:out value="{beer.brand}"/></td>
        </tr>
      </c:forEach>
    </table>
  </body>
</html>
```

April 05

Prof. Ismael H. F. Santos - ismael@tecgraf.puc-rio.br

81

## WebApp



April 05

Prof. Ismael H. F. Santos - ismael@tecgraf.puc-rio.br

82

## Configuring DispatcherServlet

```
<servlet>
  <servlet-name>springcheers</servlet-name>
  <servlet-class>
    o.s.web.servlet.DispatcherServlet
  </servlet-class>
  <load-on-startup>2</load-on-startup>
</servlet>

<servlet-mapping>
  <servlet-name>springcheers</servlet-name>
  <url-pattern>*.htm</url-pattern>
</servlet-mapping>
```

April 05

Prof. Ismael H. F. Santos - ismael@tecgraf.puc-rio.br

83

## Configuring ContextLoaderListener

```
<context-param>
  <param-name>contextConfigLocation</param-name>
  <param-value>/WEB-INF/applicationContext.xml</param-value>
</context-param>

<listener>
  <listener-class>
    o.s.web.context.ContextLoaderListener
  </listener-class>
</listener>

<bean id="beerListController"
  class="com.springcheers.web.BeerListController">
  <property name="service" ref="service"/>
</bean>
```

April 05

Prof. Ismael H. F. Santos - ismael@tecgraf.puc-rio.br

84

## Mapping URLs to Controllers

Mapping request (URLs) to Controller  
Controlled by implementations of the  
HandlerMapping interface

Useful out-of-the-box implementations

BeanNameUrlHandlerMapping

- Uses the Controller bean name as the URL mapping

SimpleUrlHandlerMapping

- Define a set of URL pattern to bean mappings

Most out of the box implementations  
support Ant-style path matching

April 05

Prof. Ismael H. F. Santos - ismael@tecgraf.puc-rio.br

85

## Configure a HandlerMapping

```
<bean id="urlMapping"  
  class="o.s.web.servlet.handler.SimpleUrlHandlerMapping">  
  <property name="mappings">  
    <props>  
      <prop key="/list.htm">springCheersController</prop>  
      <prop key="/view.htm">springCheersController</prop>  
      <prop key="/edit.htm">customerForm</prop>  
      <prop key="/create.htm">customerForm</prop>  
      <prop key="/beer/list.htm">beerListController</prop>  
    </props>  
  </property>  
</bean>
```

April 05

Prof. Ismael H. F. Santos - ismael@tecgraf.puc-rio.br

86

## Configuring the ViewResolver

```
<bean id="viewResolver"
      class="o.s.w.servlet.view.InternalResourceViewResolver">
  <property name="prefix" value="/WEB-INF/jsp/" />
  <property name="suffix" value=".jsp" />
</bean>
```

April 05

Prof. Ismael H. F. Santos - ismael@tecgraf.puc-rio.br

87

## Spring MVC Flow: View Routing

`${web-app}/WEB-INF/${servlet-name}-servlet.xml`

```
<beans>
  <!-- View Resolvers:
       Note: view resolvers are searched in ORDER -->
  <bean id "viewResolverJstl"
        class "org.springframework...InternalResourceViewResolver">
    <property name "viewClass">
      <value>org.springframework.web.servlet.view.JstlView</value>
    </property>
    <property name "prefix">
      <value>/WEB-INF/jsp/</value>
    </property>
    <property name "suffix">
      <value>.jsp</value>
    </property>
  </bean>

  <bean id "viewResolverBeanName"
        class "org.springframework...BeanNameViewResolver" />
</beans>
```

April 05

Prof. Ismael H. F. Santos - ismael@tecgraf.puc-rio.br

88

## Anecdote: View Routing Search Order

```
...
// Did the handler return a view to render?
if (mv != null && !mv.wasCleared()) {
    render(mv, processedRequest, response);
}
else {
    //... assume HandlerAdapter completed
}
...

```

1

**-DispatchController**

```
protected void render(ModelAndView mv, HttpServletRequest request,
    HttpServletResponse response) throws Exception {
    // Determine locale for request and apply it to the response.
    Locale locale = this.localeResolver.resolveLocale(request);
    response.setLocale(locale);

    View view = null;

    // Do we need view name translation?
    if (!mv.hasView()) {
        mv.setViewName(getDefaultViewName(request));
    }

    if (mv.isReference()) {
        // We need to resolve the view name.
        view = resolveViewName(mv.getViewName(), request, response,
            mv.isReference());

        if (view == null) {
            throw new ServletException("Could not resolve view... ");
        }
    }
    else {
        // No need to lookup: the ModelAndView object contains the
        // actual View object.
        view = mv.getView();
        if (view == null) {
            throw new ServletException("ModelAndView ... neither contains a view
            name nor a View object in Servlet... ");
        }
    }

    //debug msgs
    view.render(mv.getModelInternal(), request, response);
}

```

2

**-DispatchController.doDispatch()**

```
protected View resolveViewName(String viewName,
    Map model,
    Locale locale,
    HttpServletRequest request)
    throws Exception {
    for (Iterator it = this.viewResolvers.iterator();
        it.hasNext();) {
        ViewResolver viewResolver =
            (ViewResolver) it.next();
        View view = viewResolver.resolveViewName(viewName,
            model, locale, request);

        if (view != null) {
            return view;
        }
    }
    return null;
}

```

3

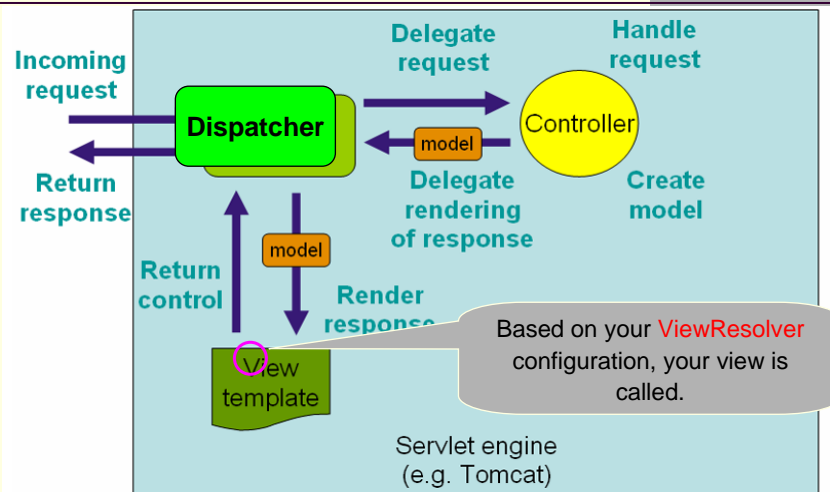
**-DispatchController**

April 05 Prof. Ismael

## Anecdote: View Routing Search Order

- From Spring 2 Reference Document 13.5.2:
  - “Chaining ViewResolvers: the contract of a view resolver mentions that a view resolver can return null to indicate the view could not be found. Not all view resolvers do this however!
  - ... Check the Javadoc for the view resolver to see if you're dealing with a view resolver that does not report non-existing views.”

## Spring MVC Flow: View



From <http://www.springframework.org/docs/reference/mvc.html#mvc-servlet>

April 05

Prof. Ismael H. F. Santos - ismael@tecgraf.puc-rio.br

91

## Spring MVC Flow: View

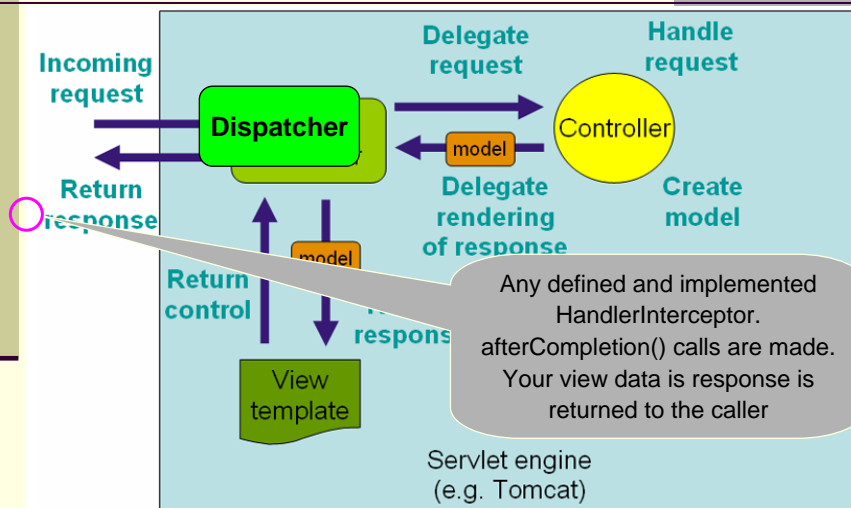
Technology	Typical View Implementations
JSP & JSTL	...web.servlet.view.InternalResourceView ...web.servlet.view.JstlView
Tiles (Struts)	...web.servlet.view.tiles.TilesConfigurer
Velocity & FreeMarker	...web.servlet.view.velocity.VelocityViewResolver ...web.servlet.view.freemarker.FreeMarkerConfigurer
XSLT	Inherit ...view.xslt.AbstractXsltView
Documents (PDF/Excel)	Inherit ...view.document.AbstractPdfView Inherit ...view.document.AbstractJExcelView
JasperReports	JasperReportsCsvView, JasperReportsHtmlView, JasperReportsPdfView, JasperReportsXlsView, JasperReportsMultiFormatView
Custom Implementations	

April 05

Prof. Ismael H. F. Santos - ismael@tecgraf.puc-rio.br

92

## Spring MVC Flow: View

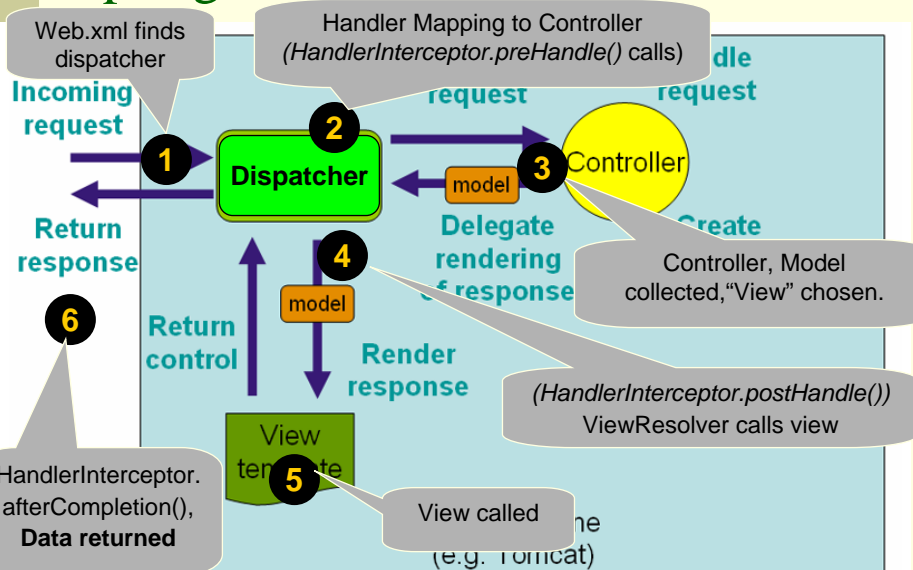


April 05

Prof. Ismael H. F. Santos - ismael@tecgraf.puc-rio.br

93

## Spring MVC Run-time Flow



From <http://www.springframework.org/docs/reference/mvc.html#mvc-servlet>

## JSTL Introduction: What is it?

---

### ■ What is JSTL?

- JavaServer Pages Standard Tag Library, JSR 52.
- JSTL provides an effective way to embed logic within a JSP page without using embedded Java code directly.

### ■ Goal

- Provide the tags to the web page authors, so that they can easily access and manipulate the application data without using the scriptlets (java code).

April 05

Prof. Ismael H. F. Santos - [ismael@tecgraf.puc-rio.br](mailto:ismael@tecgraf.puc-rio.br)  
<http://www.roseindia.net/jstl/jstl.shtml>

95

## JSTL Introduction: What is it?

---

### ■ Other facts

- JSP tags are xml like tags, which can be used by non-programmers (page authors or designers) without knowledge of Java programming.
- Because JSTL tags are xml, they fit nicely into an XHTML strategy allowing web pages have greater tool vender support (for validation and dynamic data insertion) among other beneficial attributes (such as schema support).
- Bean driven (for data setting/access)

April 05

Prof. Ismael H. F. Santos - [ismael@tecgraf.puc-rio.br](mailto:ismael@tecgraf.puc-rio.br)  
<http://www.roseindia.net/jstl/jstl.shtml>

96



## JSTL Introduction: Concepts

- **Tag Library**
  - Xml compliant structures performing JSP features without knowledge of Java programming.
  - Concepts such as flow control (if, for each) and more...
  - Tags are extendable
- **Expression Language**
  - Allows former java Scriptlet logic to be simplified into expressions
  - Expression functions are extendable

April 05

Prof. Ismael H. F. Santos - ismael@tecgraf.puc-rio.br

97

## JSTL Introduction: Before / After

- **old**

```
<% For (Enumeration e = cart.getProducts();  
    e.hasMoreElements();) {  
    Product thisProduct = (Product)e.nextElement();  
%>  
<br />  
<%=thisProduct.getDescription() %>  
<% } %>
```

- **new**

```
<c:forEach var="thisProduct" items="${cart.products}">  
  <br />  
  <p>${thisProduct.description}</p>  
</c:forEach>
```

April 05

Prof. Ismael H. F. Santos - ismael@tecgraf.puc-rio.br

98

## JSTL Introduction: EL Expressions

EL Expression	Result
<code>#{1 &gt; (4/2)}</code>	false
<code>#{4.0 &gt;= 3}</code>	true
<code>#{100.0 == 100}</code>	true
<code>#{(10*10) ne 100}</code>	false
<code>#{'a' &lt; 'b'}</code>	true
<code>#{'hip' gt 'hit'}</code>	false
<code>#{4 &gt; 3}</code>	true
<code>#{1.2E4 + 1.4}</code>	12001.4
<code>#{3 div 4}</code>	0.75
<code>#{10 mod 4}</code>	2
<code>#{empty param.Add}</code>	True if the request parameter named Add is null or an empty string
<code>#{pageContext.request.contextPath}</code>	The context path
<code>#{sessionScope.cart.numberOfItems}</code>	The value of the numberOfItems property of the session-scoped attribute named cart
<code>#{param['mycom.productId']}</code>	The value of the request parameter named mycom.productId
<code>#{header["host"]}</code>	The host
<code>#{departments[deptName]}</code>	The value of the entry named deptName in the departments map
<code>#{requestScope['javax.servlet.forward.servlet_path']}</code>	The value of the request-scoped attribute named javax.servlet.forward.servlet_path

<http://java.sun.com/j2ee/1.4/docs/tutorial/doc/JSPIntro7.html#wp77083>

April 05

Prof. Ismael H. F. Santos - [ismael@tegraf.puc-rio.br](mailto:ismael@tegraf.puc-rio.br)

99

## JSTL Introduction: Other Resources

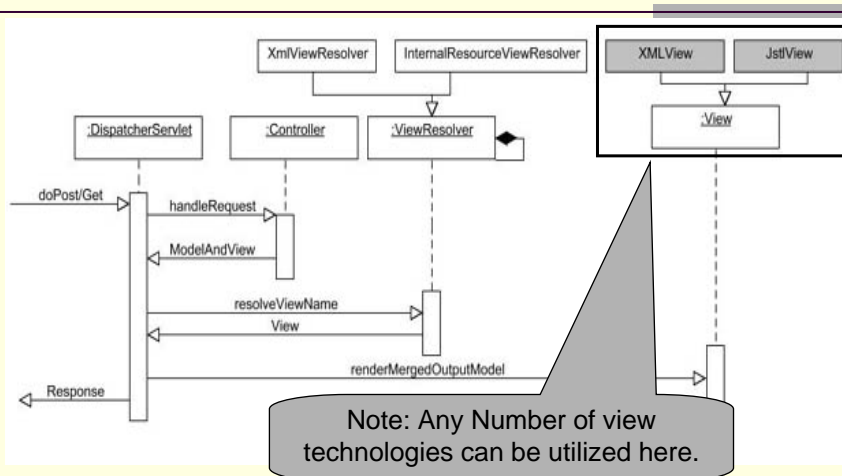
- <http://www.sitepoint.com/print/java-standard-tag-library>
- <http://java.sun.com/j2ee/1.4/docs/tutorial/doc/JSTL4.html>
- <http://en.wikipedia.org/wiki/JSTL>
- <http://www.roseindia.net/jstl/jstl.shtml>
- ... lots more! (one word: Google)

April 05

Prof. Ismael H. F. Santos - [ismael@tegraf.puc-rio.br](mailto:ismael@tegraf.puc-rio.br)

100

## Spring TagLib: Using JSTL



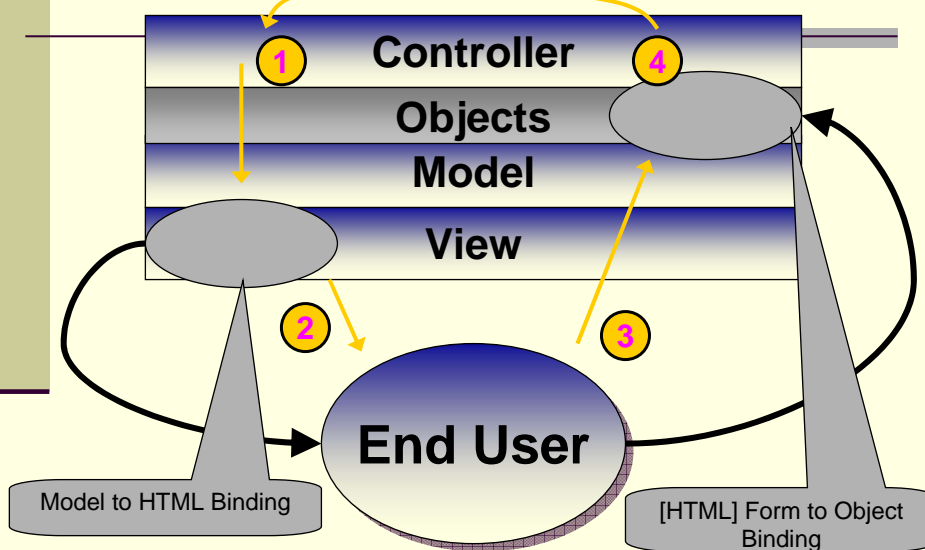
<http://www.theserverside.com/t/articles/article.tss?!=AjaxandSpring>

April 05

Prof. Ismael H. F. Santos - ismael@tecgraf.puc-rio.br

101

## “Templating” using Spring & JSTL



April 05

Prof. Ismael H. F. Santos - ismael@tecgraf.puc-rio.br

102

# Model to HTML Binding

```

<html xmlns="http://www.w3.org/1999/xhtml" ...>
...
<div id="products">
<table>
<tr class="TableHeadingColor">
<td class="TableHeadingColor">
<fmt:message key="productHeading" />
</td>
<td><fmt:message key="priceHeading" /></td>
</tr>
<tr>
<td>
<div id="productCount-#{count}">#{prod.description}</div>
</td>
<td>
<div id="priceCount-#{count}">#{prod.price}</div>
</td>
</tr>
<tr>
<td>
<set var="count" value="0"></set>
<forEach items="${model.products}" var="prod">
<tr>
<td>
<div id="productCount-#{count}">#{prod.description}</div>
</td>
<td>
<div id="priceCount-#{count}">#{prod.price}</div>
</td>
</tr>
<tr>
<td>
<set var="count" value="${count + 1}"></set>
</td>
<td>
</td>
</tr>
</forEach>
</tr>
</table>
</div>
...
</body>
</html>

```

```

...
public class ProductController implements Controller {
private final static String DEFAULT_VIEW = "hello";
public ModelAndView handleRequest(HttpServletRequest request,
HttpServletResponse response)
throws ServletException, IOException {
String now = (new java.util.Date()).toString();
...
logger.info("returning hello view with " + now);
Map<String, Object> myModel = new HashMap<String, Object>();
myModel.put(NOW_KEY, now);
myModel.put(PRODUCTS_MGR_KEY,
getProductManager().getProducts());
return new ModelAndView(DEFAULT_VIEW, "model", myModel);
}
}

```

rio.br 103

# String Externalization in JSTL

- 118N functionality in JSTL is provided by the "fmt" tag

- Locale and resource bundles

<code>&lt;fmt:setLocale&gt;</code>	<code>&lt;fmt:message&gt;</code>
<code>&lt;fmt:bundle&gt;</code>	<code>&lt;fmt:param&gt;</code>
<code>&lt;fmt:setBundle&gt;</code>	<code>&lt;fmt:requestEncoding&gt;</code>

- Formatting for numbers, dates, and currency

<code>&lt;fmt:timeZone&gt;</code>	<code>&lt;fmt:parseNumber&gt;</code>
<code>&lt;fmt:setTimezone&gt;</code>	<code>&lt;fmt:formatDate&gt;</code>
<code>&lt;fmt:formatNumber&gt;</code>	<code>&lt;fmt:parseDate&gt;</code>

<http://www.javaranch.com/newsletter/200309/AnIntroductionToJstl.html>

## String Externalization in JSTL

- Spring enhances these I18N support tags with it's own `<Spring:message>` tag
  - MessageSource integrated with Spring context
    - Define where your messages are stored
  - Works with the locale support that comes with Spring
    - Spring gives more flexibility in how the locale for messages is resolved... `fmt:message` tag uses `request.getLocale()` to establish the locale for messages

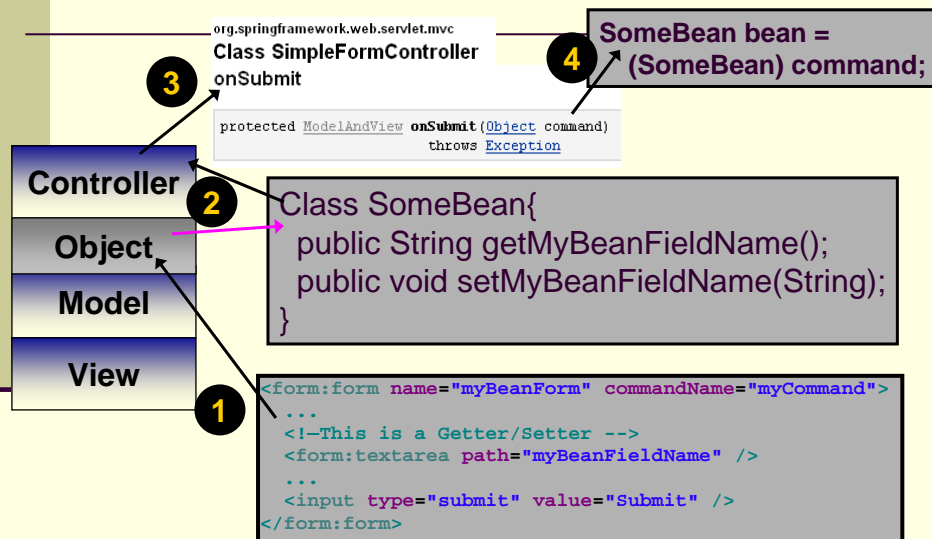
<http://forum.springframework.org/archive/index.php/t-10454.html>

April 05

Prof. Ismael H. F. Santos - [ismael@tecgraf.puc-rio.br](mailto:ismael@tecgraf.puc-rio.br)

105

## Form to Object Binding



April 05

Prof. Ismael H. F. Santos - [ismael@tecgraf.puc-rio.br](mailto:ismael@tecgraf.puc-rio.br)

106

# Spring TagLib

- Starting in Spring 2, a standard JSTL Tag Library was added to help simplify form-based web pages
  - form
    - input
    - checkbox
    - radiobox
    - password
    - select
    - option
    - options
    - textarea
    - hidden
    - errors

April 05

Prof. Ismael H. F. Santos - ismael@tecgraf.puc-rio.br

107

# Spring TagLib: Binding Forms

Sample JSP

```
<table width="600" bgcolor="#f6f6f6" border="0" cellspacing="0" cellpadding="5">
  <tr>
    <td align="left" width="100">Regular Expression</td>
    <td align="left" width="580"><form:textarea path="regex"
      rows="4" cols="100" title="{msgregexTitle}" /></td>
    <td><form:errors path="regex" /></td>
  </tr>
  <tr>
    <td align="left" width="100">Sample Data</td>
    <td align="left" width="580"><form:textarea
      rows="10" cols="100" title="test me" />
    <td><form:errors path="testData" /></td>
  </tr>
  <tr>
    <td colspan="2" align="center" width="100">
      <div><input type="submit" align="middle"
        value="Test Regexp and Sample" /></div>
    </td>
  </tr>
</table>
</form:form>
```

Sample \*-servlet.xml

```
<!-- Controllers -->
<bean id="regexTesterForm"
  class="...my*FormControllerImp">
  <property name="commandName">
    <value>regexTest</value>
  </property>
  <property name="commandClass">
    <value>MyBean</value>
  </property>
  <property name="formView">
    <value>regexTester</value>
  </property>
  <property name="successView">
    <value>regexTester</value>
  </property>
  ...
</bean>
```

<http://forum.springframework.org/show>

April 05 Prof. Ismael H. F. Santos - ismael@tecgraf.puc-rio.br

# Form Error Handling

- Built-in workflow for form error management
  - Servers side Validator(s)
    - Identifiers errors at a "field" level
    - Leverages Message keys for Locale support
  - JSTL tags
    - `<spring:hasBindErrors name="commandObjName">`
    - `<form:errors path="myBeanFieldName" />`

April 05

Prof. Ismael H. F. Santos - ismael@tecgraf.puc-rio.br

109

# Form Error Handling

```
public class RegexpValidator implements Validator {
    ...
    public void validate(Object obj, Errors errors) {
        RegexpTestData regexpTestData = (RegexpTestData) obj;
        ...
        try {
            // looking for errors
            Pattern.compile(regexpTestData.getRegexp());
        } catch (PatternSyntaxException e) {
            errors.rejectValue("regexp", "error.invalidRegexp", new Object[] {
                regexpTestData.getRegexp(), e.getDescription()
            }, "Invalid Regular Expression");
            return;
        }
    }
}
```

Sample Validator

```
<tr>
<td align="left" width="20">${msgregexpLabel}</td>
<td align="left" width="580">
<form:textarea path="regexp" title="${msgregexpLabelDescription}" />
<td width="800">
<p class="errorText"><form:errors path="regexp" /></p>
</td>
</tr>
<spring:hasBindErrors name="regexpTest">
<tr>
<td class="errorText">
<spring:message code="fixAllErrors" text="???fixAllErrors???" />
</td>
</tr>
</spring:hasBindErrors>
...

```

Sample JSP

```
...messages.properties
error.invalidRegexp=some msg

<!-- Controllers -->
<bean id="regexpTesterForm"
class="...my*Form*ControllerImp">
...
<property name="commandName">
<value>regexpTest</value>
</property>
<property name="commandClass">
<value>MyBean</value>
</property>
<property name="validator">
<bean .. name="RegexpValidator" />
</property>
<property name="formView">
<value>regexpTester</value>
</property>
<property name="successView">
<value>regexpTester</value>
</property>
...
</bean>
...
<!-- Messages Sources -->
<bean id="messageSource"
class="org... MessageSource">
...
<property name="basename">
<value>...messages</value>
</property>
...

```

Sample \*-servlet.xml

April 05

Prof. Ismael H. F. Santos - ismael@tecgraf.puc-rio.br

## Themes and Localization

- Themes
  - a collection of static resources affecting the visual style of the application, typically style sheets and images.
- Localization
  - DispatcherServlet enables you to automatically resolve messages using the client's locale via the LocaleResolver

<http://static.springframework.org/spring/docs/2.0.x/reference/mvc.html#mvc-localeresolver>

<http://static.springframework.org/spring/docs/2.0.x/reference/mvc.html#mvc-themesresolver>

April 05

Prof. Ismael H. F. Santos - ismael@tecgraf.puc-rio.br

111

## Theme and Locale: Resolver and Interceptor

Class	Description
Fixed*Resolver	Selects a fixed theme/locale, set using the "default[Theme Locale]Name" property.
Session*Resolver	The theme/locale is maintained in the users HTTP session. It only needs to be set once for each session, but is not persisted between sessions.
Cookie*Resolver	The selected theme/locale is stored in a cookie on the user-agent's machine.

```
<bean id="themeChangeInterceptor"
      class="org...ThemeChangeInterceptor" >
  <property name="paramName" name="theme" >
</bean>
```

```
<bean id="localeChangeInterceptor"
      class="org... LocaleChangeInterceptor" >
  <property name="paramName" name="locale" >
</bean>
```

[http://.../test.htm?theme=mello-yellow&locale=en\\_US](http://.../test.htm?theme=mello-yellow&locale=en_US)

112



## Theme Management Configuration

`/${web-app}/WEB-INF/${servlet-name}-servlet.xml`

```
***
<!-- Handler Mappings -->
<bean id "urlMapping"
  class "org.springframework...SimpleUrlHandlerMapping">
  <property name "mappings">
    <props>
      <prop key "regexpTester.htm">regexpTesterForm</prop>
    </props>
  </property>
  <property name "interceptors">
    <list>
      <ref local [redacted] />
    </list>
  </property>
</bean>
***
<!-- Theme definitions -->
<bean id "themeResolver"
  class "org.springframework...theme [redacted]">
  <property [redacted] />
</bean>
<bean id [redacted]
  class "org.springframework...theme.ThemeChangeInterceptor" />
</bean>
***
```

*FIM*

## Java Server Faces

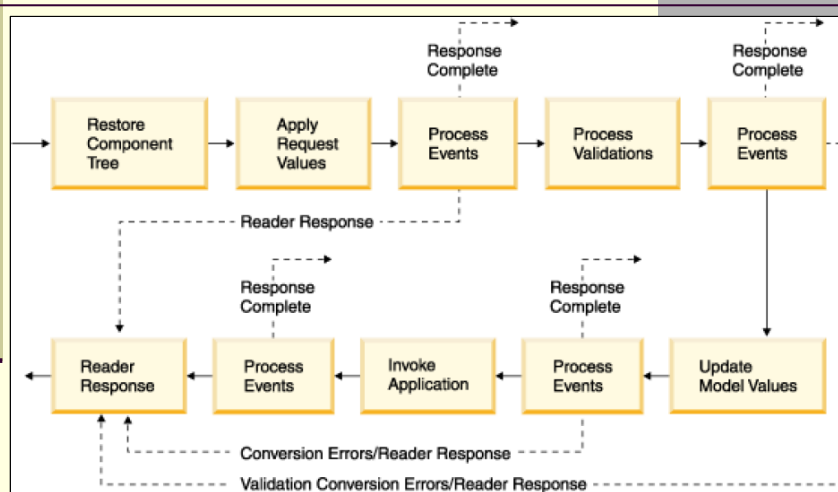
- JSR 127 – padrão oficial (27/05/2004);
  - Várias implementações;
  - Garantia de continuidade.
- Similar aos frameworks MVC;
- Foco no desenvolvedor:
  - Projetado para ser utilizado por IDEs;
  - Componentes UI extensíveis;
  - Tratamento de eventos (como no Swing!);
  - Suporte à navegação simples.

April 05

Prof. Ismael H. F. Santos - ismael@tecgraf.puc-rio.br

115

## Ciclo de Vida de uma aplicação JSF



April 05

Prof. Ismael H. F. Santos - ismael@tecgraf.puc-rio.br

116